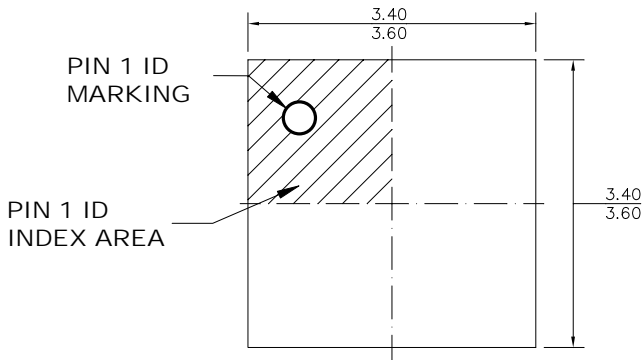
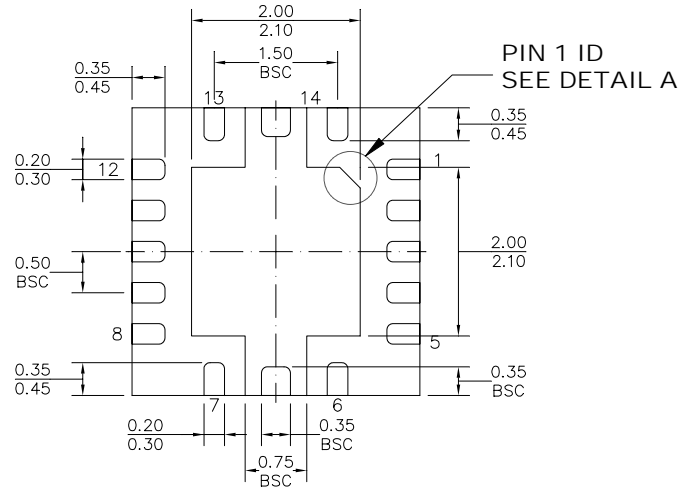


# PACKAGE OUTLINE DRAWING FOR 14L QFN (3.5X3.5mm)

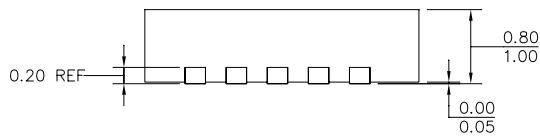
## MF-PO-D-0151 revision 1.0



TOP VIEW

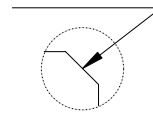


BOTTOM VIEW

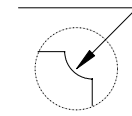


SIDE VIEW

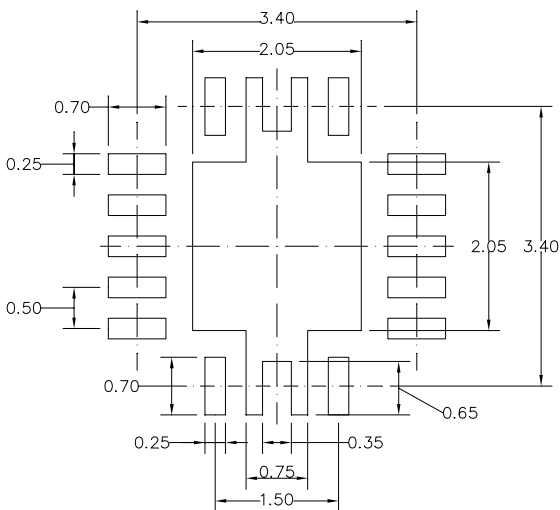
PIN 1 ID OPTION A  
0.25x45° TYP.



PIN 1 ID OPTION B  
R0.25 TYP.



DETAIL A



RECOMMENDED LAND PATTERN

### NOTE:

- 1) ALL DIMENSIONS ARE IN MILLIMETERS.
- 2) EXPOSED PADDLE SIZE DOES NOT INCLUDE MOLD FLASH.
- 3) LEAD COPLANARITY SHALL BE 0.10 MILLIMETERS MAX.
- 4) JEDEC REFERENCE IS MO-220.
- 5) DRAWING IS NOT TO SCALE.